对折

正面

MOZA HGP Shifter User Manual

Quick Guide

01 Product Features

- Intelligent Downshift Throttle Blip System
- Full Metal Construction
- 7+R
- Realistic Feeling
- H Pattern with Locked R and 7th Gear
- Replaceable shift Knobs
- Patented Dust-proof Cover
- Direct Connection to PC

02 Dimension & Hole Patterns

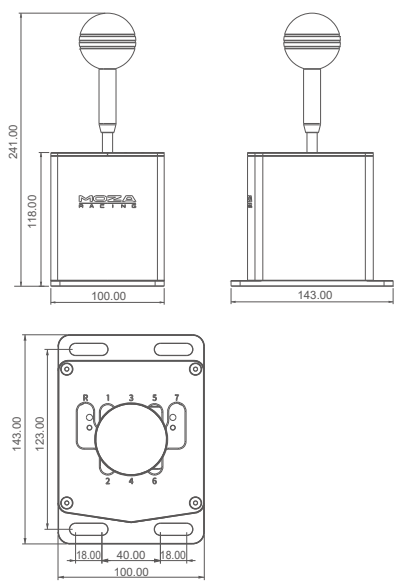

03 User Guide

1. Screw the shifter knob onto the lever.
2. Secure the shifter to the rig or desk with a desk clamp.
3. Connect the shifter to the computer via the USB-B to USB-A cable supplied in the package. (The RJ11 connector is for connection via MOZA Universal Hub or compatible bases)
4. Open the MOZA Pit House, enter the shifter page, and check out the connection and signals of each gear.



04 Packing list

- Shifter
- Shifter knob
- USB-B to USB-A cable
- RJ11 connector
- M6 screws and spacers
- Allen key

05 Product Parameters

- Material: Aluminum
- Dimension: 100 * 140 * 250mm
- Hole Patterns: M6 Threaded Holes
- Net Weight: 1.8 KG

背面

HGP换挡器使用说明

Quick Guide

01 产品介绍

- 智能降档补油系统
- 航空级铝合金
- 7+R 8档顶格设计
- 真实赛车的阻尼感和吸入感
- R档和7档防错结构
- 换档头可更换设计
- 漏斗式防尘专利机构

02 产品尺寸和固定孔位图

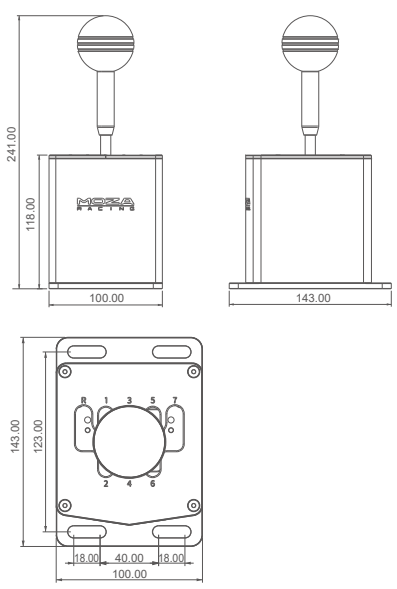

03 使用教程

1. 将换挡头旋入换挡杆并拧紧；
2.将换挡器固定在模拟器支架上或使用桌面夹固定在桌面上
3. 使用包装内的USB Type-B转Type-A数据线连接换挡器和电脑上的USB口；(包装内的RJ11线可以连接后续带换挡器接口的MOZA基座)
4. 打开MOZA Pit House，进入图示的换挡器页面，确认设备是否正常连接以及各个挡位是否信号正常。

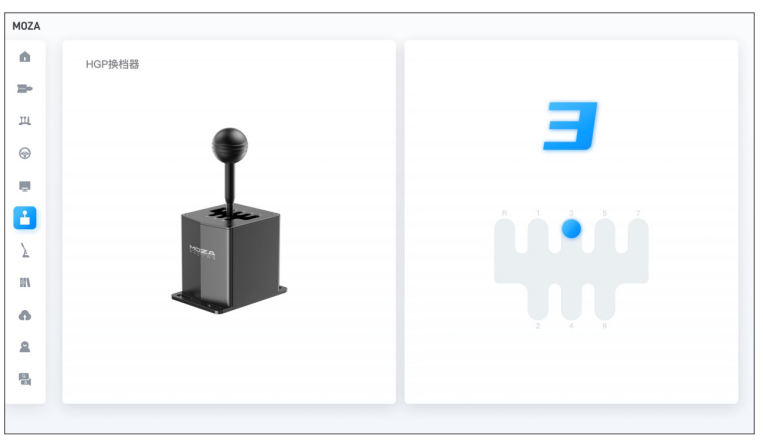

04 包装清单

- 换挡器
- 换挡头
- USB Type-B转Type-A数据线
- RJ11数据线
- M6螺丝及垫片
- 六角扳手

05 产品参数

- USB连接类型：转接器、MOZA基座
- 材质：铝合金
- 尺寸规格：100*140*250 mm
- 安装孔：M6螺纹孔
- 净重：1.8Kg

合格证
质检员
QC PASS 03

尺寸：240*150mm(中间对折)
材质：80g书写纸 (双面 黑白 印刷)